

GUARDIANS OF ROADWAY SAFETY

WALKER



BE SAFE, BE SEEN, WALK SAFELY!

#1

Cross the street at corners, using traffic signals, and crosswalks.

#2

Look left, right, and left again when crossing and keep looking as you cross.

#3

Put electronic devices down and keep heads up. Walk, don't run, across the street.

#4

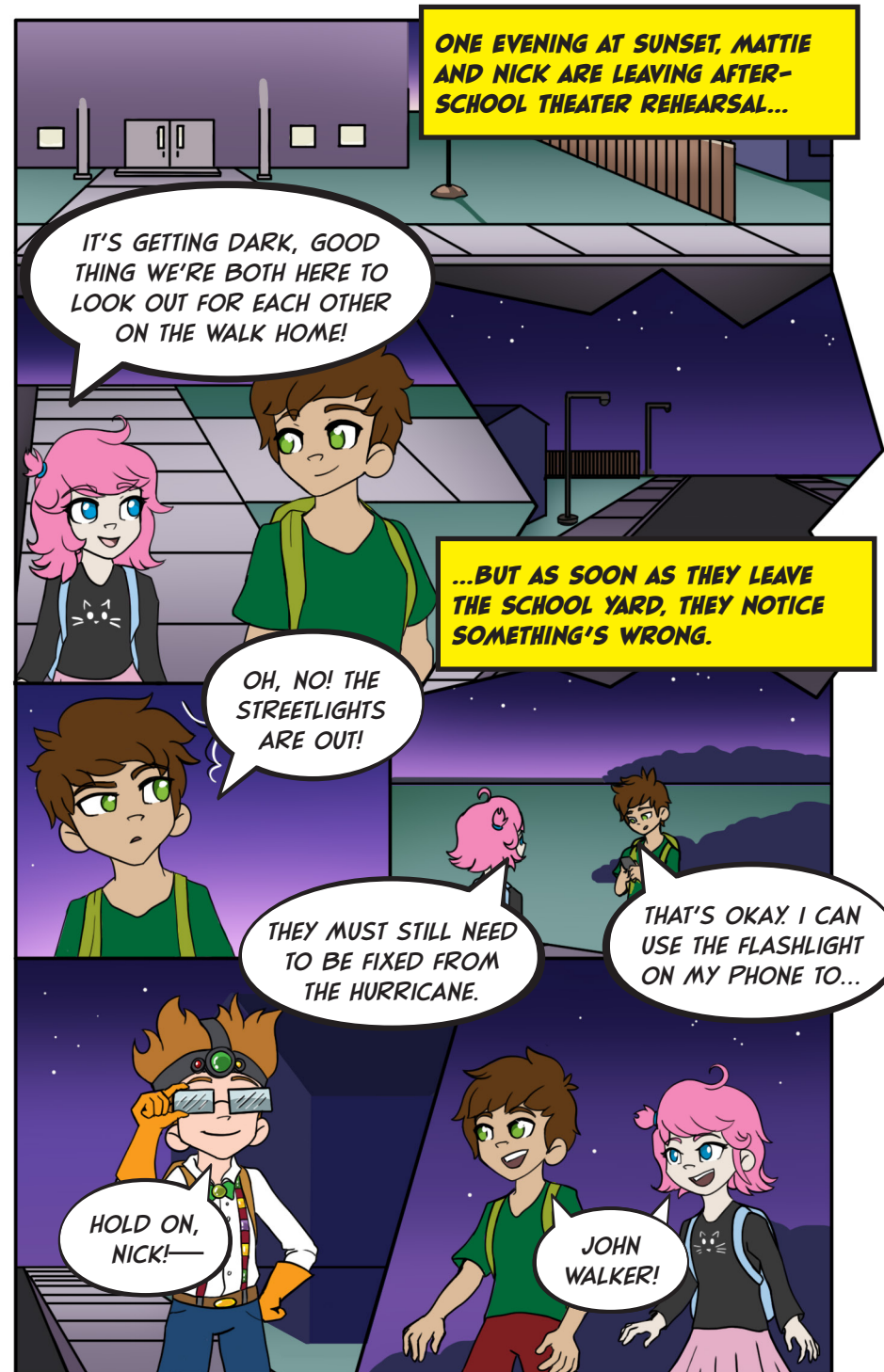
Children should make eye contact with drivers before crossing in front of them.

#5

Always walk on sidewalks or paths. If there are no sidewalks, walk facing traffic as far to the left as possible. Children should walk on direct routes with the fewest street crossings.

#6


Watch for cars that are turning or backing up. Teach children to never dart out into the street or cross between parked cars.





NOW IT'S MY TIME...

...TO SHINE!



YOU GOT THE LIGHTS TO TURN BACK ON!



AND JUST IN THE NICK OF TIME.

THE FLASHLIGHT ON YOUR PHONE'S TOO SMALL TO LIGHT THE WAY HOME.



HEH HEH...



WELL, IT LOOKS LIKE THE LIGHTS WEREN'T OUR ONLY PROBLEM. THE HURRICANE ALSO KNOCKED DOWN THIS BIG OLD OAK TREE, AND IT'S BLOCKING OUR PATH!



MAYBE WE CAN GO AROUND THE BRANCHES?



MATTIE'S RIGHT. IT'S UNSAFE TO WALK OUT INTO THE ROAD ANYWHERE EXCEPT CROSSWALKS.



BUT NICK, THE BRANCHES ARE IN THE ROAD.



LOOK! THERE'S AN OPENING OVER THERE THAT WE CAN USE TO GET AROUND!

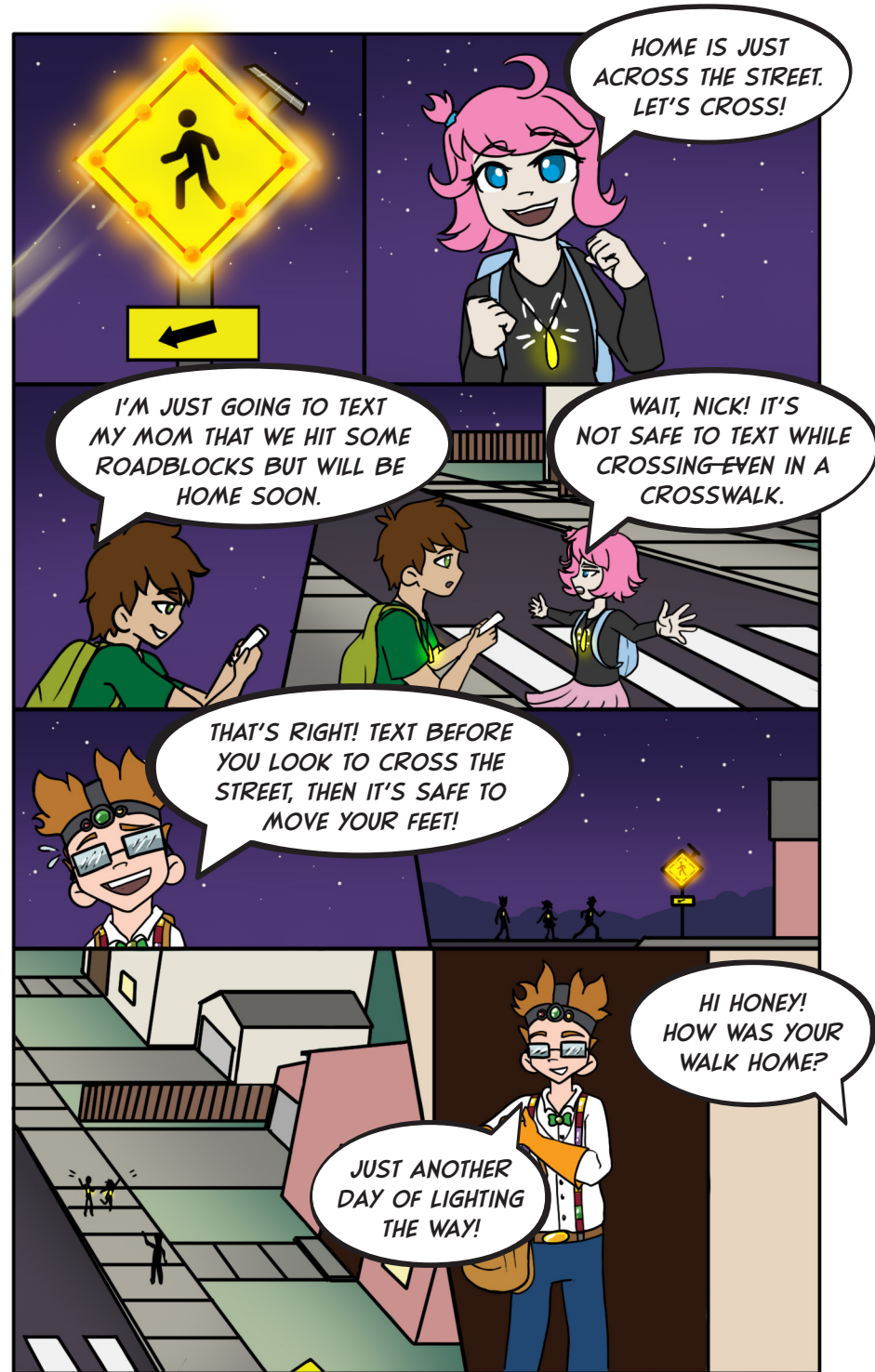


I'M GONNA GO OUT ON A LIMB AND SAY THAT JUST MIGHT WORK!




I'VE GOT SOME GLOWSTICKS IN MY BACKPACK TO LIGHT THE WAY!





WALKER



WORD SEARCH

V M V Z X D C F E Z U L M R O C J M U M
W X M W K G R V D G F Z H B A R Z D L D
X T Z X T U P Y N D Z V K E D O J I L Q
J B Z E J X O I G V Q Z E E V S G F T S
U B P T G Q P K L R P H A R X S V R X A
F S E M Y I L B O H N Q G D K W U G Y C
B S B C R A L H W R T Q Y T H A Z S F M
Z H F T W Q C J S Z R R D T M L W T N Y
N T S E J Y U H T I R E T M A K K Q D Q
C K D S P C Y F I N T E R S E C T I O N
T I I F L X A B C S V Y H S L Z O G I N
S X Q G I L O R K I M J B E O B U O I G
U G H Q G G E N S H B Y B H R O U J Y N
H F W K H D M H S W P E D E S T R I A N
S H Z J T E S H P K H U K R C D H W H Q
I B Y Y S I G N A L B L R I A Q X B Y T
G N G Q R O H U S X A H Y O E C M R D A
N R U Y K M N W N W L T R X J P E H S A
S P K X N B Z P A B W W K W T J Y J I M
V W S F P L M Y M G O T S I C F Q E O L



CROSSWALK
LIGHTS
SIDEWALK
STRIPING

PEDESTRIAN
WALKER
SIGNAL
ROAD

INTERSECTION
CARS
GLOWSTICKS
SIGNS

SPOT THE DIFFERENCE

CAN YOU SPOT THE 5 DIFFERENCES BETWEEN THE PICTURES?




WALKING WHILE TEXTING

The National Safety Council is focused on efforts to eliminate distracted walking – specifically walking while texting. According to a study by The Nielsen Company, kids age 13 to 17 send more than 3,400 texts a month. That's seven messages every hour they are awake. Before heading out, children should keep these tips in mind:

- Never walk while texting or talking on the phone.
- If texting, move out of the way of others and stop on the sidewalk.
- Never cross the street while using an electronic device.
- Do not walk with headphones on.
- Be aware of the surroundings.
- Always walk on the sidewalk if one is available; if children must walk on the street, they should face oncoming traffic.
- Look left, right, then left again before crossing the street.
- Cross streets only at crosswalks.

FIND THE PLAYGROUND!



ANSWER KEY

