

#2 MAY
\$0.00 FREE

GUARDIANS OF ROADWAY SAFETY

RYDER

THE REMARKABLE CYCLIST



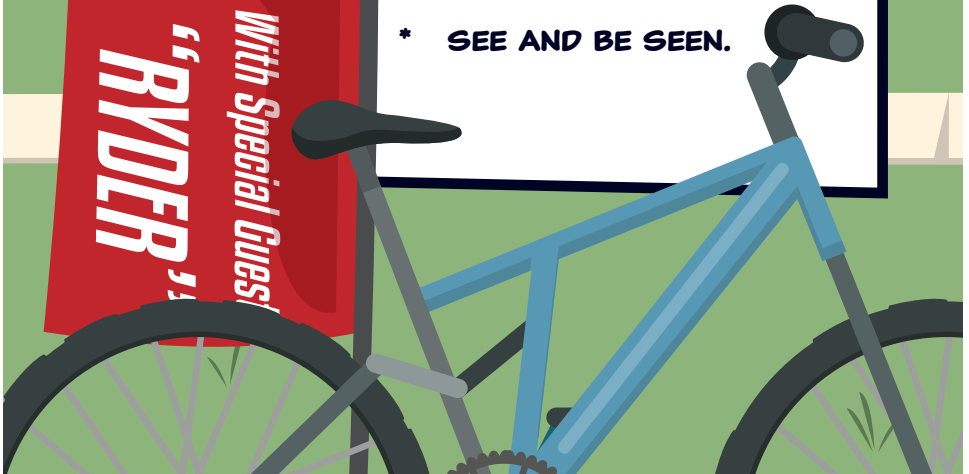
TIPS FOR RIDING BIKES SAFELY

BEFORE USING YOUR BICYCLE, MAKE SURE TO INSPECT YOUR BIKE SO THAT IT IS READY TO RIDE. REMEMBER TO:

- * WEAR A BICYCLE HELMET.
- * CHECK YOUR EQUIPMENT.
- * AVOID ROAD HAZARDS.
- * OBEY ALL TRAFFIC LAWS.
- * LOOK BEFORE TURNING.
- * YIELD TO TRAFFIC.
- * WATCH FOR PARKED CARS.
- * AVOID RIDING AT NIGHT.
- * SEE AND BE SEEN.

GORRAL BAY CITY
ANNUAL BIKE RAGE

With Special Guest
RYDER



IT'S A SUNNY SATURDAY IN CORAL BAY CITY.

THE ANNUAL REGIONAL BIKE RACE IS ABOUT TO KICK OFF...

BOB BLUE
CORAL BAY CITY PARK

TODAY: ANNUAL BIKE RACE (Featuring RYDER!)

FEATURING A SPECIAL VISIT FROM LAST YEAR'S WINNER, RYDER: THE REMARKABLE CYCLIST!

EVERYONE'S BUZZING WITH EXCITEMENT. EXCEPT DIANA DECOY, THE PREVIOUS FAVORITE TO WIN.

POP!

CRASH!


DETERMINED TO WIN, SHE FORGOT THE ABC'S (AIR, BRAKES, & CHAIN) OF BIKE CARE AND CRASHED WHILE PRACTICING!

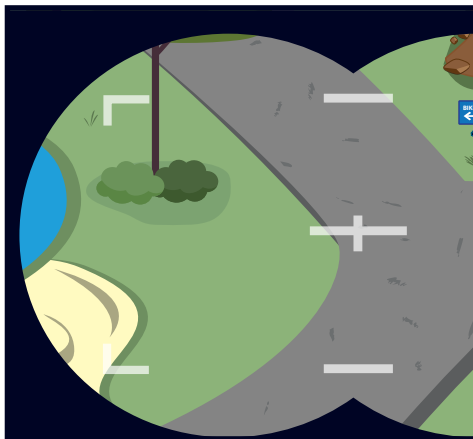
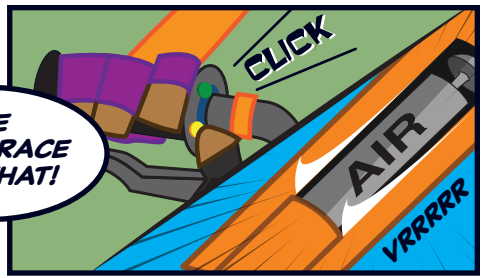

HEY DIANA!

SORRY YOU CAN'T RACE, I KNOW YOU PRACTICED HARD!

OH... HEY JAMAL.

THANKS, BUT IT'S FINE...





MAZE

HELP GUIDE THE RIDERS TO THE FINISH LINE.
MAKE SURE TO AVOID ALL ROAD HAZARDS ALONG THE WAY.



DOUBLE WORD PUZZLE

CHECK OUT THE RULES ON PAGE 1 TO HELP YOU UNSCRAMBLE EACH OF THE CLUE WORDS. TAKE THE LETTERS THAT APPEAR IN THE BOX WITH A BICYCLE WHEEL AND UNSCRAMBLE THEM TO REVEAL RYDER'S MESSAGE TO YOU.

LEIDY TO TRAFFIC

		⊙		
--	--	---	--	--

CHECK YOUR QNPIUTEME

--	--	--	--	--	--	--	--

IOVAD ROAD HAZARDS

⊙				
---	--	--	--	--

WEAR A BICYCLE LEMTEH

		⊙			
--	--	---	--	--	--

AVOID RIDING AT GIHNT

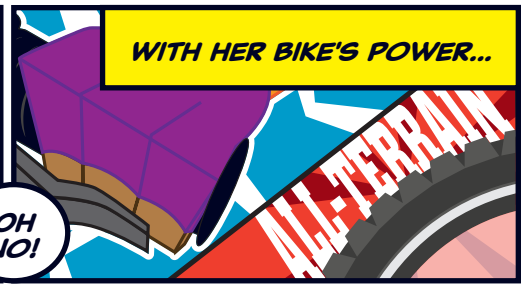
				⊙
--	--	--	--	---



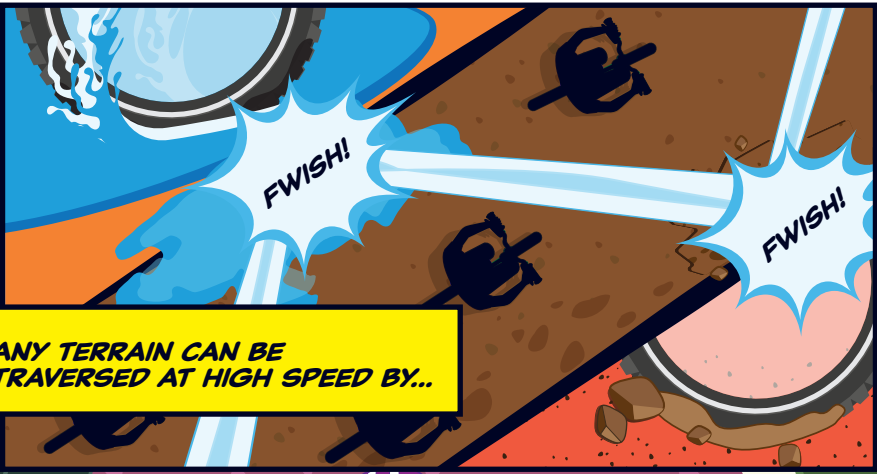


**RYDER!
SOMEONE'S
SWITCHED THE
BIKE PATH
SIGN!**

OH NO!



WITH HER BIKE'S POWER...



**ANY TERRAIN CAN BE
TRAVERSED AT HIGH SPEED BY...**



RYDER

THE REMARKABLE CYCLIST



**EVERYONE!
TURN BACK!**

**YOU'RE
GOING THE
WRONG
WAY!**



**GRACIAS,
VISIONAIRE!**






**NO
PROBLEM!**

MATCHING

BEFORE YOU RIDE YOUR BIKE, MAKE SURE YOU HAVE THE PROPER TIRES FOR THE TERRAIN YOU WILL BE RIDING ON. TIRES FOR RIDING IN THE MOUNTAINS ARE DESIGNED FOR OFF-ROAD RIDING AND HAVE A KNOBBY TREAD TO HELP IMPROVE GRIP. SAND TIRES HAVE A THICKER TREAD TO INCREASE CONTACT AREA ON LOOSE GRAVEL OR SAND.

MATCH EACH TYPE OF TIRE TO THE TERRAIN IT BEST SUITS.



STREET



SAND

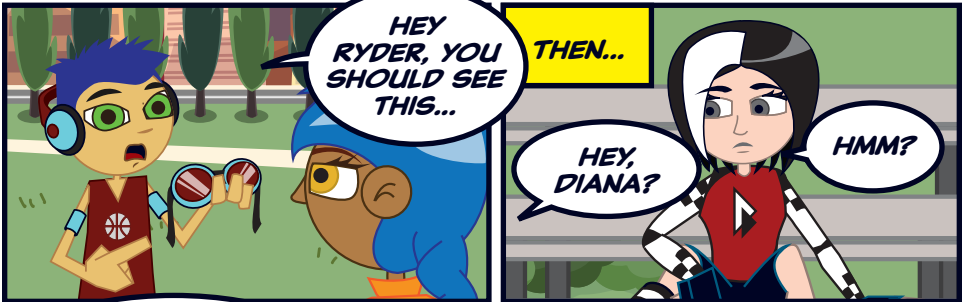


MOUNTAIN

ABC'S OF BICYCLE SAFETY


REMEMBER YOUR ABC'S OF BICYCLE SAFETY:

- A. CHECK YOUR TIRE AIR PRESSURE, TO MAKE A BETTER, SAFER RIDE.
- B. CHECK THE BRAKES, TO MAKE SURE THEY WORK.
- C. CHECK THE CHAIN, TO MAKE SURE IT'S NOT LOOSE.



RYDER

THE REMARKABLE CYCLIST



DESIGN YOUR OWN RYDER BIKE!

