

In Florida, bicycles are considered “human-powered vehicles”. When you ride on the road, you must obey the same traffic laws as drivers.

You may not ride a bicycle that does not have a permanent and regular seat.

You may not carry more people on your bicycle than it was designed for (no passengers on handlebars, etc.)

Everyone under age 16, bicycle riders and any passengers, are required to wear a bicycle helmet.

You may not attach another bicycle, rider, skateboard, or other object to a bicycle that was not designed to be attached to a bicycle. A bicycle trailer is an example of an object designed to be attached to a bicycle.

Always ride on the sidewalk or in a bicycle lane. If no sidewalk or bicycle lane exists, or if it is blocked, ride as close to the right shoulder of the road as safely possible and always ride in the same direction as traffic.

All bicycles are required to have brakes.

No more than two bicycles are allowed to ride side-by-side on the road. It is safest to ride in the bicycle lane, single file, whenever possible.

You are required to use a white light on the front of your bicycle and a red light and reflector on the back of your bicycle when riding between sunset and sunrise. It is safest to use lights every time you ride so drivers can see you.


When riding on the sidewalk, or using a crosswalk to cross the street, you must follow the same rules as pedestrians.

When riding on the sidewalk, you are required to move over and pass pedestrians safely. Alert the pedestrian that you are approaching and are going to pass. Example: “Bicyclist behind you. Passing on the left.”


Roller skates, skateboards, and other types of toys are not allowed to be used on the road. You may use these items to cross the street in a crosswalk.

You are required to use hand signals when riding on the road to let drivers know you are planning to turn.

BICYCLE HAND SIGNALS




LEFT TURN
EXTEND YOUR LEFT
ARM SIDeways.



STOPPING OR SLOWING
EXTEND YOUR LEFT
ARM SIDeways, ARM BENT 90
DEGREES AT ELBOW, HAND
POINTING DOWNWARD WITH
PALM FACING BACKWARDS.



RIGHT TURN
EXTEND YOUR LEFT ARM
SIDeways, ARM BENT 90
DEGREE AT ELBOW, HAND
POINTING UPWARD WITH
PALM FACING FORWARD.



**ALTERNATIVE
RIGHT TURN**
EXTEND YOUR RIGHT
ARM SIDeways.

I'LL HELP
YOU LEARN THE
PROPER HAND
SIGNALS TO KEEP
YOU SAFE!



RYDER
THE REMARKABLE CYCLIST