

#4 APR

\$0.00 FREE

GUARDIANS OF ROADWAY SAFETY

DUSTY



TIPS FOR WORK ZONE SAFETY!

#1

AVOID WALKING OR PLAYING NEAR WORK ZONES - Whether workers are present or not, work zones can be dangerous. Heavy equipment and debris could cause serious injury.

#2

LEARN AND RECOGNIZE WORK ZONE SIGNS. There are many different types of signs to help alert people of workzones, and how to navigate around them.

#3

FOLLOW ALL DETOURS - if there is not a detour route identified, find the safest way around the workzone.

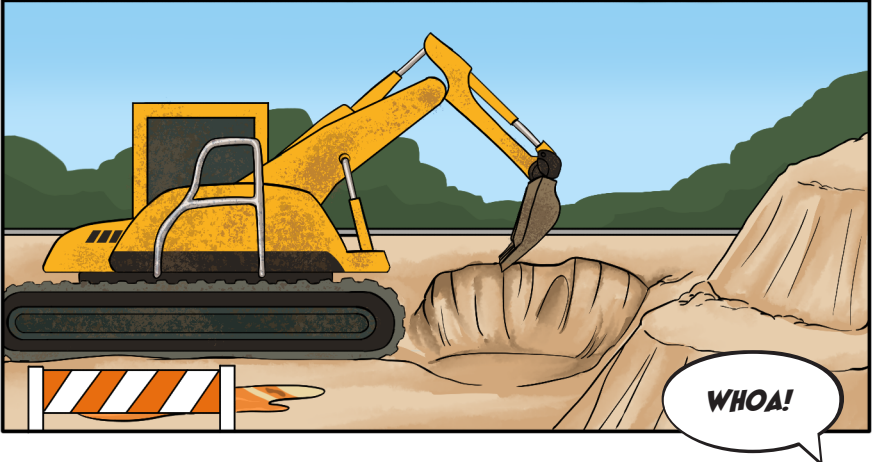
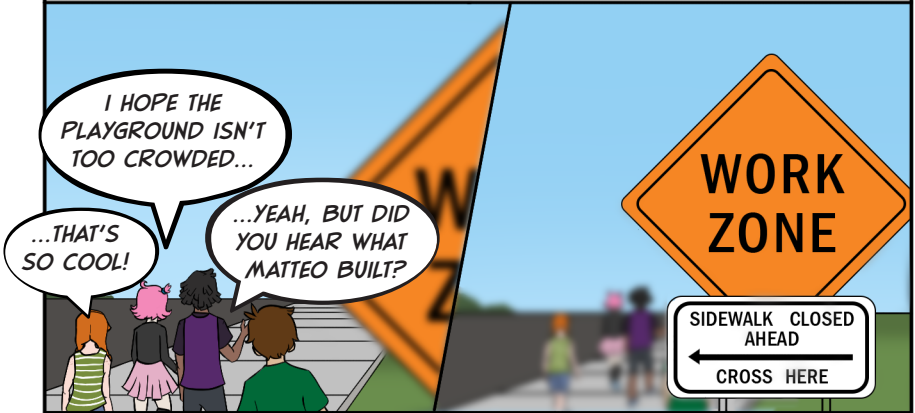


#4

KEEP ALERT AT ALL TIMES - DON'T BE A DISTRACTED WALKER. Keep headphones out of ears and stay off cellphones while navigating a workzone. There can be many loud noises and other distractions caused by workzones, so it is important to stay alert.

#5

TRY TO KEEP DISTRACTIONS LOW WHEN IN THE CAR - it is important for the driver to be alert and focused on the road.

ONE AFTERNOON, MATTIE, NICK, TIM, AND YESSI ARE WALKING TO THE PARK.



THE SIDEWALK IS OUT!

COOL!
YESSI, TAKE
MY PHONE.

WHY?

I WANT YOU TO TAKE
A PICTURE OF ME SITTING
IN THE MACHINE!

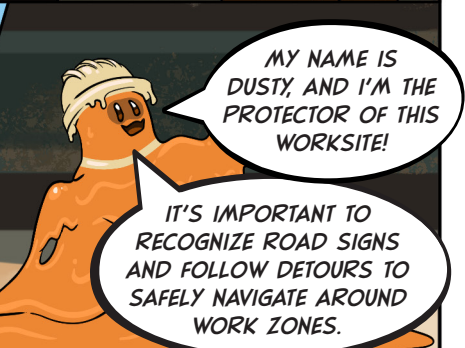
I DON'T THINK
THAT'S A GOOD
IDEA, NICK.


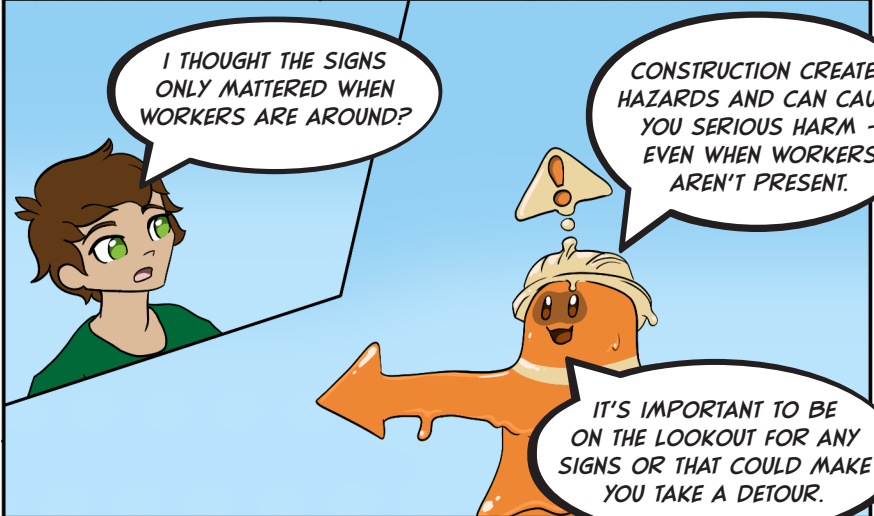
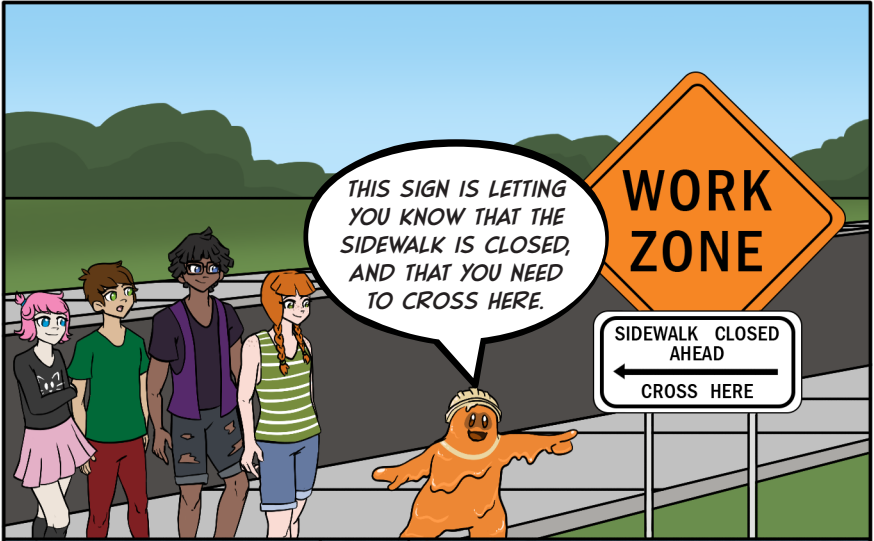
WHY NOT?
NONE OF THE WORKERS
ARE AROUND AND ALL
THE EQUIPMENT IS OFF.

IT MUST BE
ROPED OFF FOR
A REASON...

AND YOU'RE
NOT WEARING
ANY PROTECTIVE
EQUIPMENT!










THANKS,
DUSTY!

YOU'RE
WELCOME, AND
BE SAFE!

SEE YA LATER,
DUSTY!



NICK,
WATCH OUT!



SCREEECH

ARE YOU ALL RIGHT?
I'M SO SORRY. I ONLY
LOOKED AWAY FOR A
SECOND!

I'M OKAY, THANKS TO DUSTY!
I WASN'T PAYING ATTENTION
EITHER. I THOUGHT I WAS SAFE
IN THE CROSSWALK.

THAT'S ALL
IT TAKES!

BOTH DRIVERS AND
PEDESTRIANS SHARE THE
RESPONSIBILITY OF STAYING ALERT
ON AND NEAR ROADS—ESPECIALLY
AT INTERSECTIONS.

NEXT TIME I'LL
WAIT UNTIL I'M PULLED
OVER TO LOOK AT
MY PHONE.

AND I'LL WAIT UNTIL
I'VE SAFELY CROSSED
THE STREET TO PULL
OUT MY PHONE!

NOW, LET'S
SAFELY MAKE
OUR WAY TO
THE PARK!

AND I'LL PARK
MYSELF BACK AT
THE WORKSITE!

WORD SEARCH

M Y M S C C D L Z V I S C A P U X U X G
Y M T V I O T Z J Y Y A M I T I E I D L
T H I B M W N P X T A C R S P S G D D G
S Y G T C O R S C B M Y F F E W J X V X
V R D J Q A W L T Z O A E L B B R B E U
R W I E E T P N H R P X C R I X P W R H
W Y X Q S R E I N U U I A H U D X S K V
I N Q I H M H G B V H C A L I E F J O U
I Q Q S P H S A F E T Y T A E N D F T C
X B L I I M C Y V R A M N I L R E C S E
U L U G F G W Y G E Y B L I O J T S S P
C Q L B S B N M M G Q T I K B N O S F J
E W P K J V O S N Q I H T D P J U S J I
V L V R I R N V Z E Q Q N D R M R Q C E
D O W A J I Q E X R W B A R R I E R F Y
U D Q E N W O R K Z O N E J K O V N A U
S C Q V X W C T A Z J A G G E Y W E B V
T F V Q Y M A V J B T M A B Z V A X R I
Y T F T J H D T P H X H V F U R R N X F
H W H E F S E K N C C O L M O X K R L W

WORKZONE
CONSTRUCTION
DUSTY
SAFETY

SIGNS
DETOUR
EQUIPMENT
ALERT

BARRIER
MACHINES
VEHICLES
DRIVER


DUSTY



NAVIGATING A WORKZONE

It is important to pay attention to all signage when approaching and navigating a workzone. Signs will alert you when you are approaching a workzone, alert you to the condition of the workzone, and help guide you to the safest route around the workzone. **It is important to remember to follow all signage whether workers are present or not.** Empty workzones can still be very dangerous!

MAKE YOUR WAY THROUGH THE MAZE TO FIND DUSTY



ANSWER KEY

